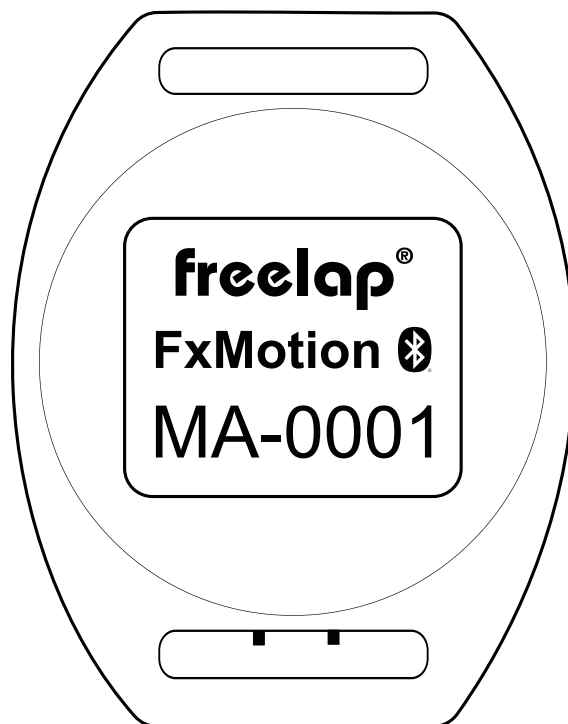


FxMotion



About the FxMotion

The FxMotion is the premium Freelap Bluetooth transponder made for track and field. Worn by the athlete, it accurately measures time intervals between each transmitters, and automatically sends all timing data instantly upon arrival (crossing the FINISH transmitter) via Bluetooth to your mobile device.

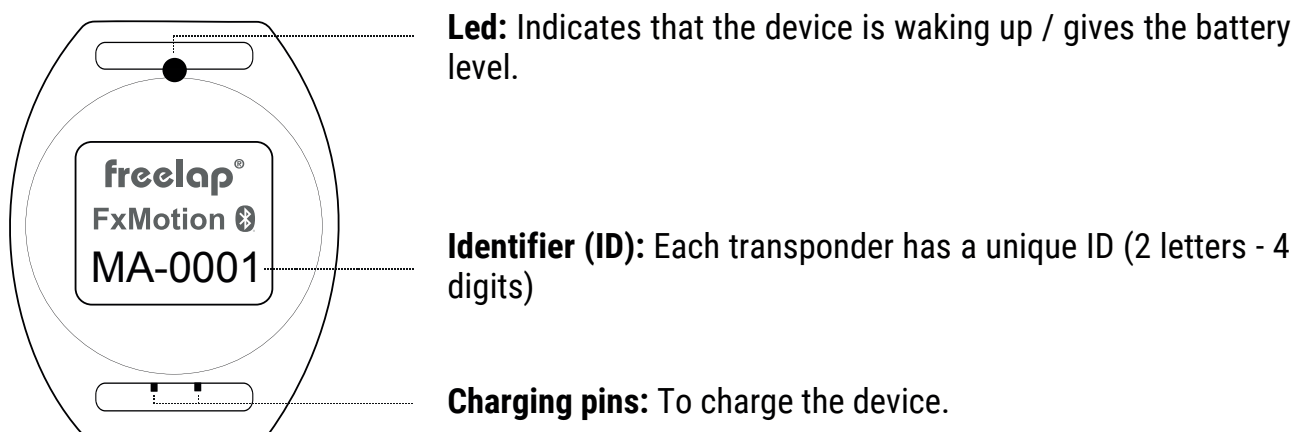
In addition to the timing data, it lets you get **REACTION TIME** and **STRIDE** data (frequency, lenght and number).

Use of the FxMotion

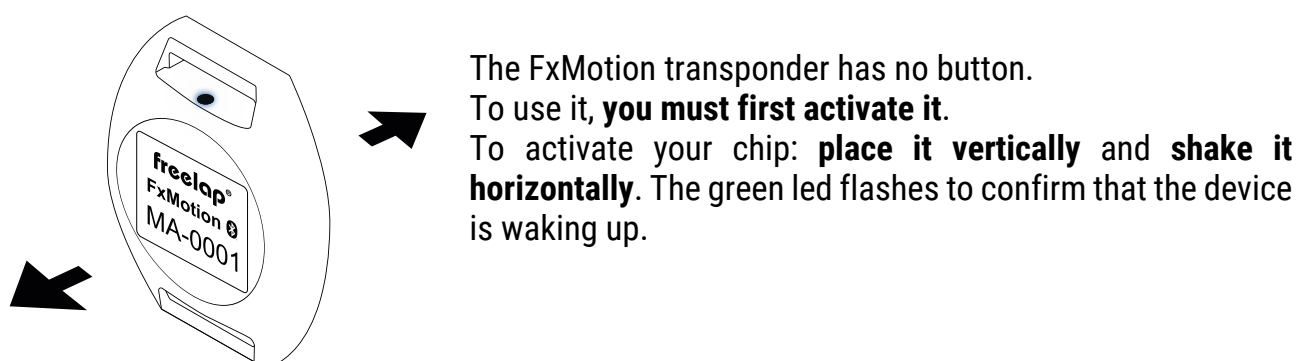
1. Prerequisites

FxMotion transponder is a part of the Freelap timing system. To get your data, you must **turn on and place the transmitters on the track, and use the MyFreelap app** (cf corresponding user manuals).

2. Get to know your device



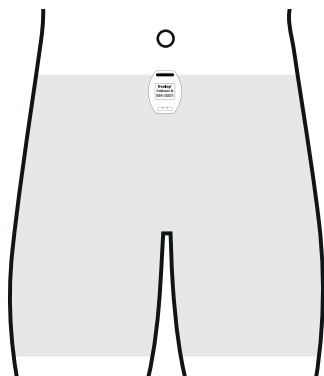
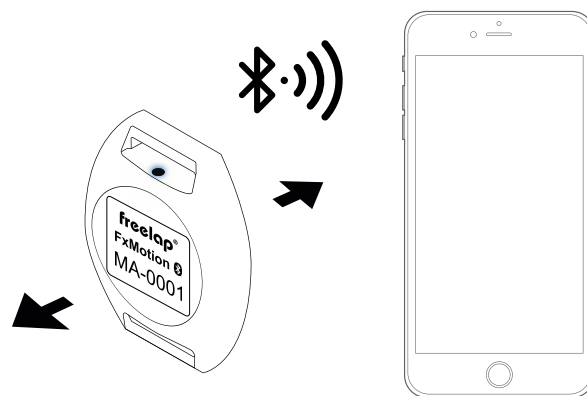
3. Activate the FxMotion



The chip **automatically turns off after 30 minutes without crossing a Freelap transmitter**.

4. Bluetooth detection

To detect your chip using Bluetooth in MyFreelap app, **shake your chip** to put it into discoverable mode. When you shake your FxMotion, its led flashes and the device is discoverable during 10 seconds.



5. Attach the FxMotion

Clip the chip to the athlete's short or to the FxBelt, **centered in the alignment of the navel** and positioned vertically.



Attaching the transponder to any other location or position may result in inaccuracies or non-detection.

6. Memory

• Your FxMotion has a memory of maximum 5 intermediate times. This means that **your track must contain a maximum of 6 transmitters**.

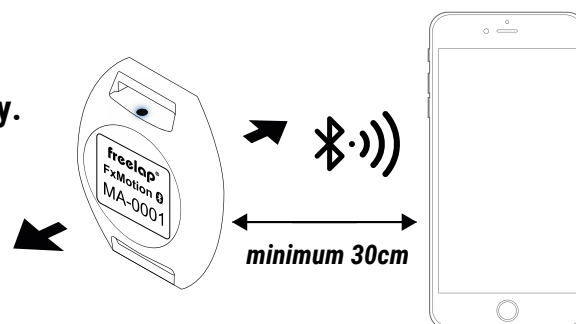
DOWNLOAD THE LATEST TIME

• **Your latest time is stored into your chip's memory.**

To get it on your MyFreelap app:

- Start a Workout on MyFreelap app
- Put your chip next to your mobile device
- Shake your chip

Your time is downloaded into the data table.



Do not put the chip too close to the phone. **Leave at least a distance of 30cm to avoid interferences.**



Only the latest time received can be downloaded. **Be careful not to accidentally return to a transmitter detection field** so as not to receive an unwanted time (which would replace the time you want to download).

Notes:

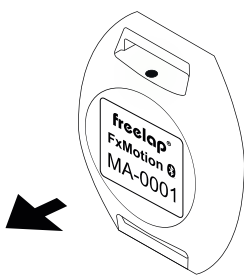
- No duplication. If the time is already in your data table, it won't be downloaded again.
- The latest time remains into the FxMotion memory, until the device turns off, or until a new time replaces it.
- **When the FxMotion turns off** (after 30 minutes without crossing a Freelap transmitter), then **the last time stored into the memory is lost.**
- **When you charge your FxMotion, then the last time stored into the memory is lost.**

Further information

About the battery


Your FxMotion runs on a **LiPo 3,7V 80mA rechargeable battery**, with a battery life of 100 hours of use.

1. Battery level



To get the battery level:

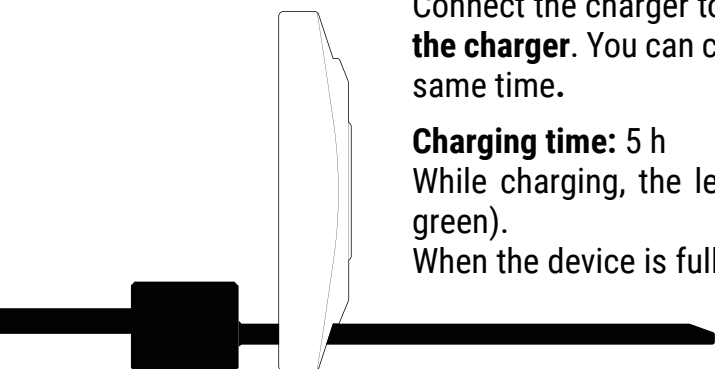
- First, activate your chip (place your chip **vertically** and **shake it horizontally**)
- Then shake it again to get the battery level.



The led on the top of the device indicates the battery level:

- **Green:** > 80% battery left
- **Yellow:** from 80% to 30% battery left
- **Red:** < 30% to 10% battery left
- When the battery is < 10%, **it can't be activated and doesn't show any led.**

2. Charge the FxMotion



Connect the charger to the USB C cable provided. Then, **slide the chip onto the charger**. You can charge up to 6 chips (or up to 4 chips with clips) at the same time.

Charging time: 5 h

While charging, the led gradually indicates the battery level (from red to green).

When the device is fully charged, the led turns off.

After removing it from the charger, **the chip needs 10s before you can activate it.**

Confirmation of transmitter detection

The led of the FxMotion flashes when it detects a transmitter.

- **Green:** START transmitter detected
- **Blue:** LAP transmitter detected
- **Red:** FINISH transmitter detected

Technical sheet

- Weight: 17 g
- Dimensions: 52 x 39 x 16 mm
- Technology: Bluetooth smart
- Compatibility: e-Starter, Tx Junior Pro
- Accuracy: 1/100 of a second
- Memory: 5 intermediate times with strides
- Minimum time between 2 transmitters: 0,7 second
- Battery: LiPo 3,7V 80mA
- Battery life: 100h on use
- Charging time: 5h
- Automatic shutdown: after 30 minutes without detecting a Freelap transmitter
- Water resistance: IP67
- Operating temperatures: -20°C to +50°C

Technical support

Find our FAQ (Frequently Asked Questions), as well as other manuals and user guides, on our website at: **www.freelap.com/support**

If you cannot find the answers to your questions, please contact your Freelap dealer. Find the list of Freelap dealers at: **www.freelap.com/freelap-contact**

After-sales service & warranty

The FxMotion is guaranteed 2 years. If you have any questions or if you need assistance with your device, please contact your Freelap dealer.

FREELAP SA

Av. D.-Jeanrichard 2A CH-2114 Fleurier – Switzerland
www.freelap.com - +41 32 861 52 42 - sales@freelap.ch
© Freelap SA - All rights reserved.