

freelap[®]

freedom of timing

CATALOG 2024-2025







SUMMARY

02	ABOUT FREELAP®
06	RUNNING PACKS
07	Pack 112
08	Pack 212
09	Pack 414
10	Running packs comparison
11	SINGLE PRODUCTS
12	Transponder
13	Versatile transmitter
14	Start transmitters
15	Start transmitters comparison
16	LED screen
17	INFORMATION



ELECTRONIC TIMING FOR SPEED DEVELOPMENT

This fully automated timing system is designed for a wide variety of training scenarios for most of the track and field sports. Motivating for athletes and leaving no room for hand-time inconsistency, Freelap[®] system is a powerful tool for improvement.





HOW IT WORKS

Freelap® timing system is based on the emission and detection of electromagnetic fields and consists mainly of three elements:



TRANSMITTERS

Placed along the course, they are coded (START, LAP or FINISH) and emit electromagnetic fields.



CHIP

Worn by the athlete, it measures time interval between each transmitter.



MYFREELAP APP

Upon crossing the FINISH transmitter, the timing data is instantly transmitted via Bluetooth and saved on your mobile device via the MyFreelap app. Data can also be checked and exported on a computer via your myfreelap.com account.

WHY CHOOSE FREELAP®

- ✓ 0.02s accuracy
- ✓ Automated & wireless
- ✓ Fast & easy set up
- ✓ Compact & lightweight
- ✓ Several athletes simultaneously
- ✓ Unlimited distance
- ✓ Various types of starts
- ✓ Indoor / outdoor
- ✓ Easily time big groups
- ✓ Live results on app
- ✓ Offline mode
- ✓ Data storage
- ✓ Export & sharing
- ✓ Intermediate times
- ✓ Cumulative times
- ✓ Best / slowest times
- ✓ Speed measurement
- ✓ Time gaps & ranking





freelap®
freedom of timing

mf



Instant feedback, Live on your mobile device.

Instantly view all your timing data on MyFreelap app. Quickly set up your workouts, teams, exercises, and customize the type of data you want to display. Thanks to MyFreelap, you easily store, export and share your results.



RUNNING PACKS

Pack 112

Running pack for individual training.



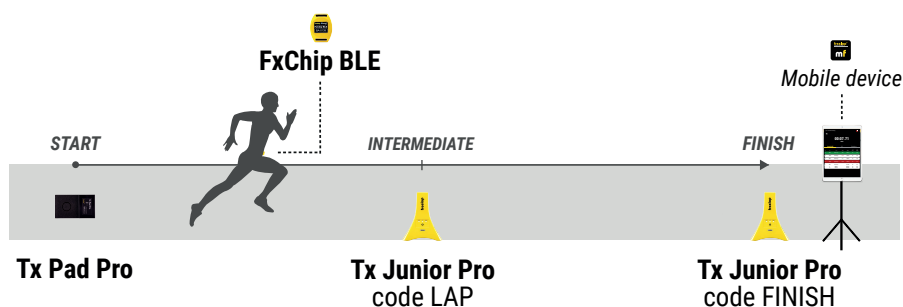
This pack includes:

- 1 FxChip BLE + FxClip (transponder)
- 1 Tx Pad Pro (START transmitter)
- 2 Tx Junior Pro (versatile transmitter)
- 1 Satchel Bag Small

Pack 112 is the running pack specially made for the athlete who trains alone.

INDIVIDUAL CONFIGURATION

Standard run with intermediate times.



✓ Block start
or 3-point start

✓ Total time
+ 2 intermediate times

✓ Set the distances
you need

Pack 212

Running pack for individual & duo training.



This pack includes:

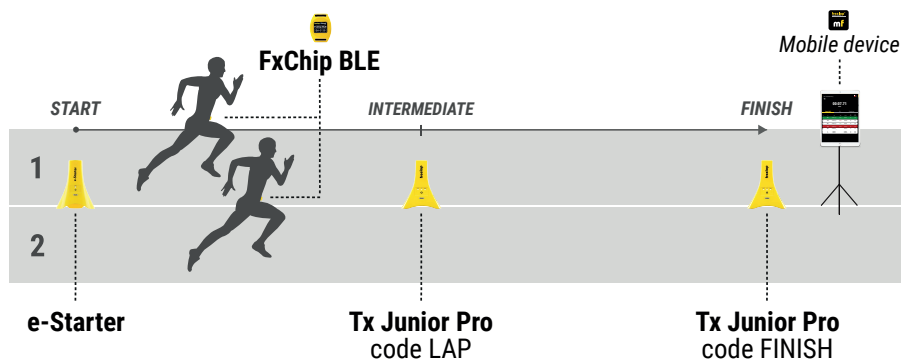
- 2 FxChip BLE + FxClip (transponder)
- 1 e- Starter (START transmitter)
- 2 Tx Junior Pro (versatile transmitter)
- 1 Satchel Bag Small

Pack 212 is the running pack made for the athlete who trains alone or in pairs. The start is automatically triggered by the e-Starter's gun shot. The reaction time is taken into account.

2 ATHLETES CONFIGURATION

Standard run with intermediate times.

Automatic gun start.



- ✓ Up to 2 athletes simultaneously
- ✓ Block, 3-point & standing start
- ✓ Automatic gun start

- ✓ Total time
- ✓ 2 intermediate times
- ✓ Set the distances you need

Pack 414

Running pack for group training.



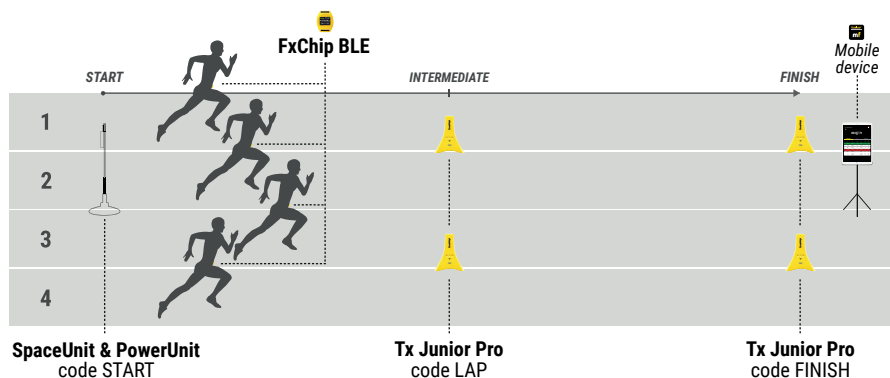
This pack includes:

- 4 FxChip BLE + FxClip
- 1 PowerUnit & SpaceUnit (START transmitter)
- 4 Tx Junior Pro (versatile transmitter)
- 1 Drawstring bag
- 1 Satchel Bag Medium

Pack 414 is the running pack specially made for the coaches of groups of athletes. The start is triggered when the **PowerUnit** transmitter detects a noisy sound nearby (such as a clap or a gunshot). Reaction time is taken into account.

4 ATHLETES CONFIGURATION




Standard run with intermediate times.
Sound start triggered manually.



- ✓ Up to 4 athletes simultaneously
- ✓ Block, 3-point & standing start
- ✓ Manual sound start

- ✓ Total time
- ✓ 2 intermediate times
- ✓ Set the distances you need

COMPARISON OF RUNNING PACKS

	 Pack 112	 Pack 212	 Pack 414
Products	<ul style="list-style-type: none"> • 1 FxChip BLE + FxClip • 1 Tx Pad Pro • 2 Tx Junior Pro • 1 Satchel Bag Small 	<ul style="list-style-type: none"> • 2 FxChip BLE + FxClip • 1 e-Starter • 2 Tx Junior Pro • 1 Satchel Bag Small 	<ul style="list-style-type: none"> • 4 FxChip BLE + FxClip • 1 PowerUnit & SpaceUnit • 4 Tx Junior Pro • 1 Drawstring bag • 1 Satchel Bag Medium
Types of start	<ul style="list-style-type: none"> • Block start • 3 point start 	<ul style="list-style-type: none"> • Block start • 3 point start • Standing start • Automatic sound start 	<ul style="list-style-type: none"> • Block start • 3 point start • Standing start • Manual sound start
Intermediate times	2	2	2
N° of athletes	1	Up to 2	Up to 4



SINGLE PRODUCTS

TRANSPONDER

FxChip BLE

FREELAP® BLUETOOTH TRANSPONDER




Attached to the athlete's waist thanks to its clip, **it measures time intervals between each transmitters, and transmits all timing data via Bluetooth to your mobile device and LED Display screen.** Entirely autonomous, it has **no button.** It automatically activates when moved and stops after 10 minutes of inactivity. Each **FxChip BLE** has a unique ID number, which lets you **time multiple athletes simultaneously.** It is the **most compact and lightest chip on the market.**

ACCESSORY

FxBelt



For more comfort, you can order the **FxBelt** separately. **This adjustable belt ensures the perfect attachment of the chip to the athlete.**



VERSATILE TRANSMITTER

Tx Junior Pro

VERSATILE TRANSMITTER - COVERS 2 LANES



Tx Junior Pro is the must have Freelap® transmitter. Versatile, it can be quickly set as a **START**, **LAP** (to get intermediate times), or **FINISH transmitter**. With a detection field of 1.5 meters on either side, it lets **2 athletes run simultaneously on adjacent lanes**. **Tx Junior Pro** can be used with other Freelap® START transmitters. It is convenient, rechargeable, compact and lightweight to be carried with you everywhere.



START TRANSMITTERS



Tx Touch Pro

START TRANSMITTER - 1 ATHLETE

Tx Touch Pro is specially **designed for block start**. Easy to use, it is placed on the start line. **As soon as the athlete releases the button, the start is instantly triggered**. It is **accurate**, convenient and robust.



Tx Pad Pro

START TRANSMITTER - 1 ATHLETE

Tx Pad Pro is **designed for block start and 3-point start**. Easy to use, it is placed on the start line. **As soon as the athlete removes his finger from the transmitter, the start is instantly triggered**. For an optimal ease of use, its start zone is **flat, large and non-slip**.



e-Starter

AUTOMATIC SOUND START TRANSMITTER - UP TO 2 ATHLETES

This new generation transmitter recreates the same starting conditions as competition races by replacing the traditional powder or electronic gun. **It has a speaker that emits a SET command followed by a random gun sound that simultaneously triggers the start**. Indeed the **reaction time** is taken into account. It is adapted for block start, 3-point start, and standing start. **e-Starter** covers 2 lanes (1 lane on each side).








PowerUnit & SpaceUnit

MANUAL SOUND START TRANSMITTER - UP TO 8 ATHLETES

The **PowerUnit** triggers the start as **soon as it detects a noisy sound nearby** (such as a clap or a gunshot). Indeed, the **reaction time** is taken into account. Its antenna flag, the **SpaceUnit**, provides a wide detection zone **covering up to 8 lanes**. It is adapted for block start, 3-point start and standing start. Convenient and lightweight, the flag can be easily fold / unfold and packed into a drawstring bag.



COMPARISON OF START TRANSMITTERS

	 Tx Junior Pro	 Tx Touch Pro	 Tx Pad Pro	 e-Starter	 PowerUnit
Flying start	✓	✗	✗	✗	✗
Block start	✗	✓	✓	✓	✓
3-point start	✗	✗	✓	✓	✓
Standing start	✗	✗	✗	✓	✓
Sound start	✗	✗	✗	✓	✓
Lane(s)	Up to 2	1	1	Up to 2	Up to 8

LED SCREEN



LED Display

FREELAP® LED SCREEN



This LED screen **displays the identifier of the athlete who crosses the finish line, and his time. Visible at 30 meters**, it lets coaches, athletes and the public view the results in real time. The data is automatically transmitted to the screen via Bluetooth. The **LED Display** comes with a tripod, a charger, and a satchel bag.





ALL THE SUPPORT YOU NEED TO
TAKE THE MOST OF FREELAP



Guides by sports, MyFreelap app documentation, FAQ, Downloads, Smartwatches guide, Instructions for use for each Freelap products and tutorials videos !

WWW.FREELAP.COM

JOIN THE FREELAP® COMMUNITY

FOLLOW US !





freelap®
freedom of timing

Av. D.-Jeanrichard 2A - CH-2114 Fleurier - Switzerland

Phone: +41 (0)32 861 52 42 / E-mail: sales@freelap.ch

www.freelap.com

FOLLOW US !



© Freelap SA - All rights reserved | Freelap is a registered trademark of Freelap SA.